

**HEPA-NET II WM-600-TLP (vertical top discharge)
WALL MOUNTED AIR PURIFICATION SYSTEM**

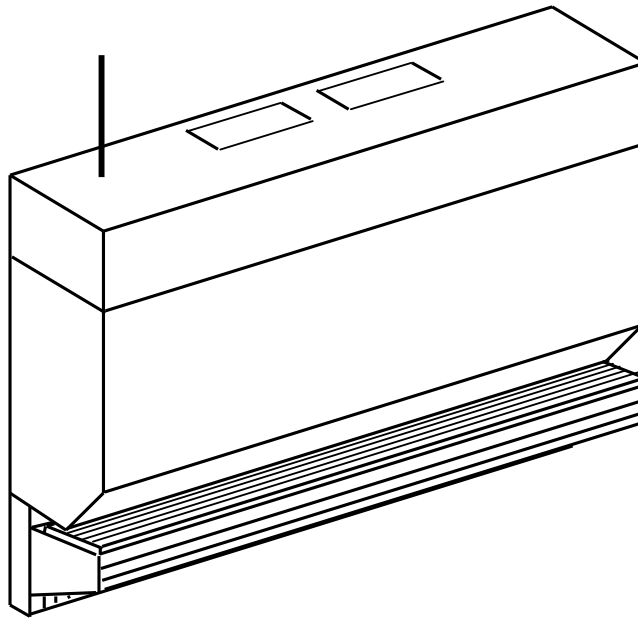
(For rooms with 8'6" or higher ceiling)

OR

WM-600-TLP (horizontal top discharge)

WALL MOUNTED AIR PURIFICATION SYSTEM

(For rooms with 8'6" or lower ceiling with a minimum 12" plenum space)



- HEPA Filter
- UV(Ultraviolet) Germicidal Lamp
- Wall Mounted
- Hill-Rom Patient Light (Built-In)
- Source Capture Design
- Two Speed Design
- 400 cfm Low Speed, 600 cfm High Speed

Specifications for the HEPA-NET II WM-600-TLP Model, as sold by Qualitair inc.

PRODUCT SPECIFICATION

A. General

The model number shall be WM-600-TL. The air purification unit shall contain a HEPA filter, UV germicidal lamp, dual blower system, Hill-Rom Specialite patient light, wall mounting plate, and associated controls. The system is specially designed to filter airborne pathogens and other particle contaminants by directing the air to exhaust through the system. The air purification system is designed for on wall installation behind patient bed .

B. Air capacity.

- The air purification unit (60Hz model) shall be designed to provide 400 cfm at 0.1”WG external static pressure on low speed and 600 cfm at 0.1”WG external static pressure on high speed.
- The air purification unit shall be designed for two speed blower operation, controlled from a remote pressure monitor. Recommend mounting remote pressure monitor in hallway outside of room.

C. Filtration

- Hepa Filter - The air purification unit shall include one high efficiency HEPA filter rated at 99.99% efficiency for .3 micron particles. (*Approximate size: 16” x 45” by 3 7/8” deep*) Documentation of efficiency can be provided by filter manufacturer. The filter shall be factory laser scanned to assure efficiency and leak integrity. The seals on the filter shall be gel seal type. The filter frame shall be extruded aluminum frame.
- Prefilter - None is required. The system shall be designed to operate without a prefilter.
- A germicidal UV lamp shall be installed inside the access cover, positioned in the center, with a chromed reflector plate, to evenly irradiate the filter.

D. Weight

- Cabinet and Filter Assembly 125 lbs

E. Cabinet

- The air purification system shall be designed for wall mounting with a specially designed wall mounting plate provide by the manufacturer.
- The mounting plate shall be 0.09” aluminum, and should not perforate the negative pressure housing.
- The access cover shall be installed on a piano hinge, and be equipped with gas props, a keylock, and a sight glass to verify UV lamp functionality. The access cover and external surfaces of the cabinet shall be painted with an off-white powder coat baked finish.
- The air inlet, at the bottom of the unit, shall be positioned at a 45⁰ angle to increase the source capture effect.

F. Blowers

- The unit shall include two, high-efficiency, direct drive blower with sealed bearings requiring no annual maintenance. The blowers shall have a PSC (permanent split capacitor) motor with forward curved metal impellers with a rating of 200 cfm each at 1.2” WG. The blower housing and impeller shall be galvanized metal. Blower rating shall be 1/5 HP.

G. Hill-Rom Patient Light

- The Hill-Rom patient light shall be factory installed and wired on the bottom section of the air purification unit, which is shipped as a separate component, to be installed on site, to diminish the weight of sections to be manipulated. The Hill-Rom patient light is the four

Specifications for the HEPA-NET II WM-600-TLP Model, as sold by Qualitair inc.

foot Specialite model manufactured by Hill-Rom, a leading provider of hospital lights, beds, and headwall systems. The light shall have a lower two lamp section and an upper two lamp section. Each section can be individually controlled with a pull type switch. The upper lamp section shall be capable of swinging forward at an angle of approximately 45 degrees to allow additional light to be directed on the patient.

H. Controls

- The WM-600-TL system shall be designed to be directly integrated with and controlled by a keylock switch that incorporates an hour meter and an AUTO/HIGH button and an electronic monitor with a pressure display and visual and audible alarms. The air purification wall unit shall be provided with a 30 ft. control wire that attaches to the controls.
- The control cable shall be 18g 6 wire, color coded for easy interface to the Control Panel. All control power shall be 24VAC which shall be provided directly from the WM-600-TL air purification system.
- Control System. The Control System shall consist of three separate devices: The electronic room pressure monitor, sensor and Control Panel. The control system shall be mounted directly outside the isolation room. The sensor shall include a hot-wire anemometer type sensor and shall be mounted in the upper wall between the isolation room and adjacent hallway (or anteroom).

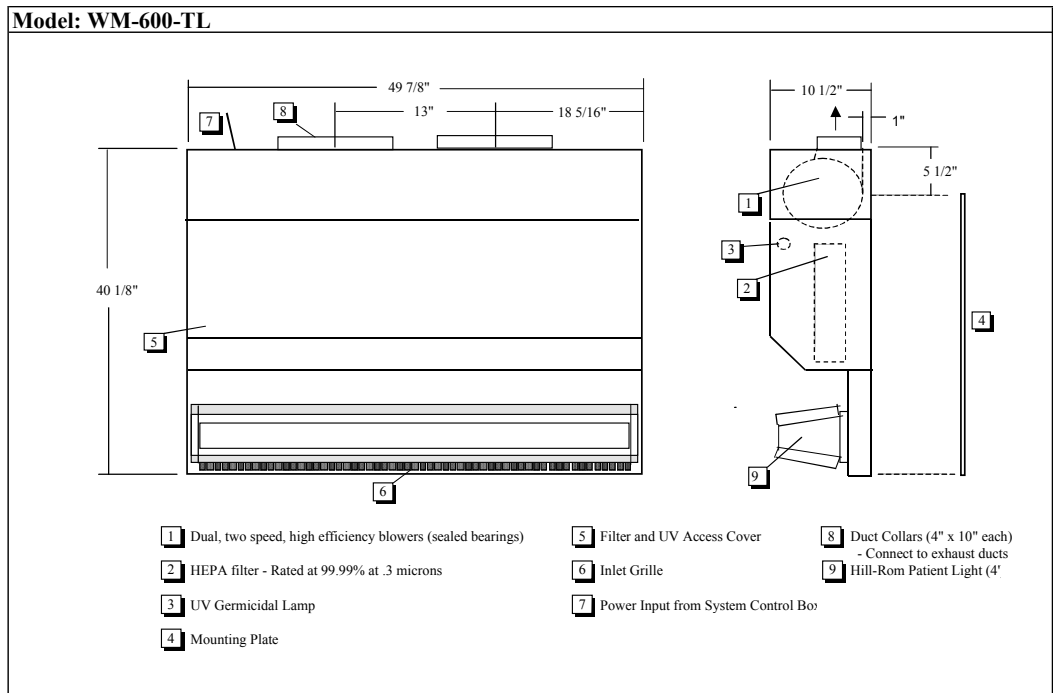
I. System Noise Level

- The air purification system, if installed as per the recommendation of Health & Safety, Inc. and at an external static pressure of 0.1 inches of water, system shall have a sound level of approximately 49 dBA (low speed) taken at a location three feet in front of the unit. Room construction, furnishings, ductwork and room background noise may affect overall sound levels.

J. Electrical

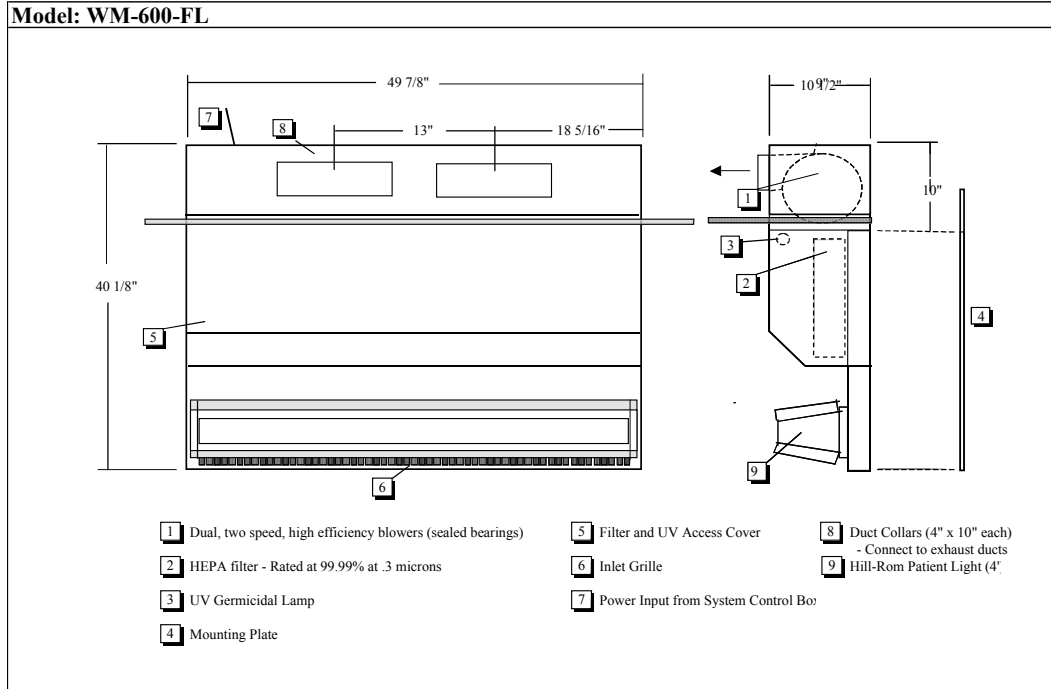
- The air purification unit shall be 115 VAC, 60 Hertz, single phase and shall not exceed 5.3 FLA. The power shall be a single point connection.
- Control voltage shall be 24VAC with the control transformer built into the air purification unit as a standard feature of the unit.
- All electrical components shall be mounted inside the unit, under a metal casing, for easy access.
- To avoid leakage, no electrical wire will be allowed to go through any positive or negative pressure section of the unit
- CSA approved.

Specifications for the HEPA-NET II WM-600-TLP Model, as sold by Qualitair inc.



Note: Dimensions and specifications subject to change without notice.

Specifications for the HEPA-NET II WM-600-TLP Model, as sold by Qualitair inc.



Note: Dimensions and specifications subject to change without notice.

Specifications for the HEPA-NET II WM-600-TLP Model, as sold by Qualitair inc.

